



Manning Men's Shed Newsletter

An activity of the Manning Senior Citizens Centre April 2023 #04

Editor's Note: The purpose of this Newsletter is to showcase the involvement of MMS in various shed, community, and personal projects, plus the usual members' news. While working on your projects please remember to take photos of what you are doing or have completed, and forward these to the Hon. Editor preferably using the Shed email address, in person at the Shed on a memory stick, or file transfer via bluetooth/airdrop from a mobile phone.

Please note that Shed Newsletters can also be viewed on the Shed Website: <https://mmswa.tidyhq.com/>

Monday 8:30am - 1:00pm Shed Projects Only

Tuesday 8.30 am - 1.00pm Normal Session

Wednesday: 8.30 am - 1.00pm Normal Session

Thursday 1st & 3rd week 8:30am - 1:00pm Women's Group

Thursday 2nd & 4th week 8.30am - 1.00pm Normal Session

Friday 8:30am - 1:00pm Normal Session

Saturday am only: 1st, 3rd & 5th week Men and Women

Saturday am only 2nd & 4th week Women's Group

Monday 1.00pm - 4.00pm Normal Session

Tuesday pm Shed Closed

Wednesday 1.00pm - 4.00pm Shed Projects Only

Thursday pm Shed Closed

Thursday pm Shed Closed

Friday pm Shed Closed

Saturday pm Shed Closed

Saturday pm Shed Closed

COVID Restrictions and Registering Attendance at the Shed

With the continuing incidences of COVID cases the Shed Committee are keeping a watch on what is happening and are flagging up the possibility of re-introducing restrictions on Shed operations.

Whilst it is unlikely that the earlier booking system will be reintroduced, the strict application of limits to the number of people in the Shed could be needed.

Shed members are no longer required to put their names on the whiteboard just inside the Shed front doors but must still sign on to the attendance sheet on the lectern near the front door. This sheet provides the Senior Citizens Centre Coordinator with a list of Shed Members who have attended a session in the Shed (a.m. and/or p.m) and paid the Centre's Daily Attendance Fee.

Minimum Number of Members in the Shed

We are required to comply with occupational health and safety requirements defined by the State Government, the City of South Perth, and the Manning Senior Citizens Centre Committee.

The minimum number of Members in the Shed at any time is two of which one must be a Shed Supervisor.

Out of Hours Access to the Shed

We are also required to comply with the requirements of the Manning Senior Citizens Centre Committee during out of normal hours. The maximum number of Members in the Shed during out of normal hours periods is two of which one must be a Shed Supervisor.

Shed members can only work on Shed projects during out of normal hours periods. Work on private projects during out of normal hours is not permitted.

Saturday Morning Sessions Changes

The Saturday morning sessions on the 1st, 3rd, and 5th week (if there is one) of the month, previously for Men only, are now open for both Men and Women to attend. This resulted from a recent trial opening where about 10 Shed members attended. Previous Men only sessions attracted only a couple of attendees.

The Women only Saturday sessions will continue.

Shed Telephone Number 9313 2739

Shed Email: mmswa@mail.tidyhq.com

Workshop Manager: To be advised **Workshop Supervisors:** Kim Horne, David Vicary, Allan Waugh, Ken McCrackan, Barry Textor, Rob Craig **Shed Committee:** Graham Rennie (Chairman), Brian Graham (Deputy Chairman), To Be Advised (Secretary), Mike Smith (Treasurer), Kim Horne, Barry Textor, Ken McCrackan (Committee Members) **Training Manager:** Allan Waugh **Assets:** Eric Goddard **Newsletter Editor:** Eric Goddard

Manning Senior Citizens Centre: Glenn Rogers 9450 6273

Vinyl for Sale

A large number of vinyl records have been donated to the Shed. They are currently located on the bottom shelf of the mobile rack in the Shed Kitchen.

A selected number of good covers have been taken and put on sale through an agent as they may fetch a good price.

The remaining covers are available to members for a donation. If you take any of them please ensure that you leave a donation and advise the Shed office which ones you have taken.

St Pius Primary School Fete

Shed Members assisted on the Shed Stall at the St Pius Primary School fete and raised about \$926 for Shed funds plus orders amounting to \$140 for childrens door signs.

Well done to Mike Smith, who organised the stall, and to the following Shed Members who assisted on the stall - Graham Rennie, Ben Gunnawardena, Gwen Sputore, Allan Waugh, Graeme Hudson, Kate Baker, Susanne Wakeman, Robyn Ball, and Kerry Morgan.



Shed members at the St Pius Primary School Fete Stall

Fundraiser at the Old Mill

Tickets Sold Out

Ballroom Bingo

The Rotary Club of Como, in conjunction with Para and Ability Dance WA (PADWA), have organised a fundraising Ballroom Bingo Night to support dancers living with a disability to attend international and interstate competitions.

The bingo night will be held at the Collins Street Centre (Cnr Collins St and Shaftesbury Ave South Perth) on Friday 5th May 6.30pm for a 7.00pm start. There will be floor shows, spot prizes and more. The cost of \$30.00 includes the bingo

games and a light supper - BYO drinks and glassware and table nibbles.

To be sure of a place at the table it is essential that you RSVP to Richard Moore at: Richard@wealthmp.com.au

Prior payment please to Como Rotary Club: BSB 306089 Charity Account 4185951 Include name and "BB" in the description

March 2023 End of Month

About 30 Shed Members and invited guests, including Greg Milner, the Mayor of the City of South Perth, attended the BBQ held on Friday 31st March 2023. Graham Rennie, Shed Committee Chairman, gave an update on the proposal to make the Shed independent from the Manning Senior Citizens Centre.



Graham Rennie (standing) gives his report

April 2023 End of Month BBQ

The April 2023 End of Month BBQ Meeting will be held on Friday 28th April 2023 commencing at 1.00pm.

Projects

The Hand That Rocks the Cradle Part 2

John Braithwaite has continued the work to restore the vintage baby rocking cradle. He has been assisted by a number of Shed Members including Wayne Mortimore and Ben Gunawardena

The hood on the cradle has now been fitted and John has tidied it up by filling in some of the larger cracks with thin timber strips. We found some slotted brass screws in the container which John has used to replace ones that were missing on the cradle hood.

The outside has now been sanded and an initial clear stain finish has been applied. The final job to be done will be to line the inside of the crib with new soft material to replace the old material.



John Braithwaite sanding the restored vintage rocking cradle

The sides, back, and front of the cradle will be lined on the inside with thin plywood which will be upholstered with soft material.

Big Brown Rocking Horse Finishes

The first and only race for the Big Brown Rocking Horse to be refurbished has finished and it has been taken home by its very satisfied owner!!



The Big Brown Rocking Horse ready for the Off!

Dave Vicary undertook the job to clean up the horse and repaint it. He said that the horse timber was very dry and soaked up a lot of the water based paint he used.

The owner of the horse was also the owner of the Leander Classic High Chair which David also refurbished. David removed the old painted finish to the bare beechwood and then coated the whole chair with a clear polyurethane finish to bring out the grain.



Photo courtesy of the Leander web site at :-

<https://leander.com/leander-classic-high-chair-wo.-safety-bar-420?number=300000-01>

Box Gallery at the Manning Hub

Our story about the fishes which have appeared in the shed over the last few weeks is explained below.. The appearance of the fish was accompanied by a lot of activity in the shed.

We mentioned last month that the Shed had been successful in submitting a proposal to the City of South Perth to make and install a Box Gallery at the Manning Hub. With input from various Shed Members, including some from our Women's Group, Shed Member Kim Horne designed, prepared and submitted a theme based on the fishes of the Swan River (Derbarl Yerrigan) and the Canning River (Djarlgarro Beelier) and the associated recreation activities (jetty fishing). The St Pius Primary School in Manning provided photos from which the jetty activity designs were taken.


A box gallery is a series of boxes which make up the theme which are displayed on a wall. In this project they depict the two rivers, the fishes in them, and the fishing activities. All wooden items made for the project are from recycled timber donated to the shed.

Work on the project has been a joint effort of a large number of Shed Members, supervised by Kim with his artistic as well as woodworking and finishing skills.

The project involved cutting out the jarrah crab and fish shapes and the various fins and tails using CNC Router machines, cutting them to the required thickness using the bandsaws, sanding by hand and using the various sanding machines. Intricate cutting and pinning work was needed for the thin brass sheet pieces used to highlight the different "colours" of the fish.



Cutting the Crab on the CNC Router



Cutting the Mullet



Barry Textor polishing the Jetty Silhouettes.

The jarrah jetty silhouettes were also cut on CNC Router machines. Some of the fishes and jetty items have also had gold leaf applied.


The construction of the display boxes involved cutting the plywood sides to size, gluing, and nailing them to form the outside frame of the box. The backing of the boxes is made from perspex which has been sprayed with different hues of blue paint to depict the different colours of the river. The backing is nailed to the box.



The box frames under construction



The box frames painted



Rob Craig fitting the perspex backing to the box frames

The shoreline and beach along the edge of the river is made from shaped plywood and gold painted "wavy" strips of pine. and is fitted to the front of the box.

After a demonstration by Barry Textor, Shed Members from the Women's Group assisted in fixing the shoreline pieces to the boxes



The beach strips painted



Barry Textor demonstrates how to fit the shoreline and beach boards to Kerry (left), Wendy and Margaret (right).

The process of cutting the fishes to the correct thickness left us with a number of thin fish shapes. These were given to the children at St Pius Primary School to paint and were incorporated into the jetty activities display boxes.



The fishes painted by the St Pius School children

The fishes are in the main glued to the perspex backing using a small block of pine so that they

stand out to give a sort of 3D effect. Similar blocks are used for the jetty silhouettes.



Dee (left) and Wendy gluing blocks to the back of the St Pius School fishes

The two large fishes (Mulloway and Taylor) span over more than one box and were cut by Graeme Hudson to just fit into the required box.



The big taylor fish with head and tail cut by Graeme Hudson

The river display boxes feature Black Bream, Blow(Puffer), Cobbler, Mullet, Mulloway, Snapper, Taylor, Herring and Whiting fishes as well as Blue Manna crab. The jetty boxes feature silhouettes of children fishing from the jetty and the fishes painted by the children from St Pius Primary School. The display is interactive with QR codes linking to fish data sheets on the relevant State Government websites. There is also a QR linking to the Shed website.

About 10 Shed Members, including five from the Women's Group, carried out the installation of the completed Box Gallery at the Manning Hub on Wednesday 12th April 2023. The boxes made by the Shed were made to fit into the pre-existing

metal boxes on the wall on the south side of the central walkway of the Hub.



Shed Members Installing the wooden boxes into the steak gallery boxes at the manning Hub




Shed Members hard at work at the manning Hub



The completed Box Gallery

The display looks fantastic and looks even better when viewed at night with the backlighting on.

Take a trip to the Manning Hub to see a display that will make you proud to be a Shed Member.




Part of the display at night

Well done to everyone involved, including the children at St Pius Primary School, for making Kim Horne's design come to life.

Underneath the Arches

Shed Member Keith Hayes had wooden arches at the front of his home which need replacing. He had been unable to find anyone in Perth who was prepared to do the work so he asked if someone in the Shed could do it as a client project. Allan Waugh undertook the construction and the installation of the arches.

We highlighted the construction of the arches in the March 2023 Newsletter.



The arches under construction

Allan, with a little help from Keith, recently installed them, including the vertical risers above the arch.



"Underneath the arches"!

Mahjong Boards

The Shed recently had a request from a group organising a mahjong event at the South Perth Learning Centre.

They wanted 88 mahjong boards made. The boards are used to hold the mahjong tiles and have sloping edges to put the tiles at an angle so they can be seen easily.

Mike Smith undertook this job which involved using the Panel Saw to make the cuts. The blade is set at the required angle and "blind cutting" is used i.e. the boards run over the top of the saw blade.

Mike was assisted by John Paisley to cut some of the donated pine posts to size and then do the blind cuts. They made more than 88 boards to provide an extra set of 4 boards for fundraising.



Mike Smith and John Paisley blind cutting the Mahjong Boards on the Panel Saw using clamps and fences

Allan Gets The Bends

Allan Waugh has also used his expertise in making more curved items using a special jig he made



Allan Waugh using his special jig to bend strips of timber

Bending wood involves a lot of glue and a lot of clamps!

Martin on the Radio

Martin has been using his chair refurbishment skills for a client's Radio Chair.



Martin staining the Radio Chair - repaired leg is the nearest one

Did I hear you say that you did not know what a Radio Chair is? Me too! I guess it's a chair from the time before TV when a comfortable chair was needed to listen to the Radio.

The chair had a broken leg which had been badly repaired and the piece that had broken off had been shortened to do the earlier repair. The corner joints at the front of the chair seat were also loose.

Martin made a new piece to the correct length, shaped it with the hand router to match the rest of the leg, and then glued it to the leg piece still on the chair using a large dowel.

At the same time the joints were loosened to allow regluing and everything was clamped up for the glue to set. All this was done without having to remove the covering material.

The chair was finished by fitting a new cloth covering under the seat, four new nylon castors, and staining.

Reminder re Named Cups

The personalised coffee cups have been delivered and can be paid for and collected from the Shed Kitchen

Machines and Safety

Third Band Saw

A third bandsaw is being made ready for use in the Wood Workshop. It is an older Sontax 14" woodworking bandsaw and is located between the two existing bandsaws. Stephen Finch is currently setting it up with a relatively narrow blade. This will allow it to be used for cutting smaller radius curves than the existing bandsaws. Just follow the guidelines posted on the saw.

Shed members will be advised when it is ready for use. Note that the Shed's Training and Assessment rules will apply to this machine.

Late News Item : Busy Bee at the Shed

A Busy Bee will be held at the Shed on Saturday 29th April 2023 commencing 08.30am

We need to sort out the timber stored at the back of the Shed as we have discovered white ant activities eating it away.

Manning Mens Shed Coming Events

Date	Day	Time	Event
21 Apr 2023	Friday	7.30pm	Fundraiser Old Mill Theatre - Noel Coward's Private Lives - \$25 pp
28 Apr 2023	Friday	1.00pm	End of Month BBQ
29 April 2023	Saturday	8.30am	Busy Bee at the Shed
05 May 2023	Friday	6.30pm	Rotary Club of Como Fundraiser Ballroom Bingo 7.00pm start

Manning Senior Citizens Centre Coming Events

Date	Day	Time	Event
03 May 2023	Wednesday	12.00pm	Luncheon followed by Bingo
12 May 2023	Friday	12.00pm	Mothers Day Lunch with Entertainment \$25.00
17 May 2023	Wednesday	12.00pm	Luncheon followed by Bingo
25 May 2023	Thursday	TBA	Bus Trip
01 Jun 2023	Thursday	11.00am	WASO Morning Melodies Symphonic Titans
02 Jun 2023	Friday	12.00pm	WA Day Lunch with Entertainment \$25.00
07 Jun 2023	Wednesday	12.00pm	Luncheon followed by Bingo
09 Jun 2023	Friday	12.00pm	Luncheon with Guest Speaker
21 Jun 2023	Wednesday	12.00pm	Luncheon followed by Free Movie