



# Manning Men's Shed Newsletter

An activity of the Manning Senior Citizens Centre February 2023 #02

**Editor's Note:** The purpose of this Newsletter is to showcase the involvement of MMS in various shed, community, and personal projects, plus the usual members' news. While working on your projects please remember to take photos of what you are doing or have completed, and forward these to the Hon. Editor preferably using the Shed email address, in person at the Shed on a memory stick, or file transfer via bluetooth/airdrop from a mobile phone.

Please note that Shed Newsletters can also be viewed on the Shed Website: <https://mmswa.tidyhq.com/>

**Monday** 8:30am - 1:00pm Shed Projects Only

**Tuesday** 8.30 am - 1.00pm Normal Session

**Wednesday:** 8.30 am - 1.00pm Normal Session

**Thursday 1st & 3rd week** 8:30am - 1:00pm Women's Group

**Thursday 2nd & 4th week** 8.30am - 1.00pm Normal Session

**Friday** 8:30am - 1:00pm Normal Session

**Saturday am only: 1<sup>st</sup>, 3<sup>rd</sup> & 5<sup>th</sup> week** under review

**Saturday am only 2<sup>nd</sup> & 4<sup>th</sup> week** Women's Group

**Monday** 1.00pm - 4.00pm Normal Session

**Tuesday pm** Shed Closed

**Wednesday** 1.00pm - 4.00pm Shed Projects Only

**Thursday pm** Shed Closed

**Thursday pm** Shed Closed

**Friday pm** Shed Closed

**Saturday pm** Shed Closed

**Saturday pm** Shed Closed

## COVID Restrictions and Registering Attendance at the Shed

With the possibility of a substantial increase in COVID cases the Shed Committee are keeping a watch on what is happening and are flagging up the possibility of re-introducing restrictions on Shed operations.

Whilst it is unlikely that the earlier booking system will be reintroduced, the strict application of limits to the number of people in the Shed is a likely outcome.

Over the last few weeks some Members have become complacent about putting their names on the white board inside the front door. The whiteboard is provided so that the Shed Manager or Shed Supervisor can see at a glance how full the Shed is and also know who is in the Shed. During COVID restrictions the whiteboard will be used to monitor and manage the number of people in the Shed.

Note that Shed Members attending a session must sign on to the attendance sheet on the lectern near the front door. This sheet provides the Senior Citizens Centre Coordinator with a list of Shed Members who have attended a session in the Shed

(a.m. and/or p.m) and records the payment of the Centre's daily \$2 Attendance Fee.

## Minimum Number of Members in the Shed

We are required to comply with occupational health and safety requirements defined by the State Government, the City of South Perth, and the Manning Senior Citizens Centre Committee.

The minimum number of Members in the Shed at any time is two of which one must be the Shed Manager or a Shed Supervisor.

## Out of Hours Access to the Shed

We are also required to comply with the requirements of the Manning Senior Citizens Centre Committee during out of normal hours.

The maximum number of Members in the Shed during out of normal hours periods is two of which one must be the Shed Manager or a Shed Supervisor.

Shed members can only work on Shed projects during out of normal hours periods. Work on private projects during out of normal hours is not permitted.

Shed Telephone Number 9313 2739

Shed Email: [mmswa@mail.tidyhq.com](mailto:mmswa@mail.tidyhq.com)

**Workshop Manager:** Kim Horne **Workshop Supervisors:** David Vicary, Allan Waugh, Ken McCrackan, Barry Textor, Rob Craig, Shoichi Nakanishi **Shed Committee:** Graham Rennie (Chairman), Brian Graham (Deputy Chairman), To Be Advised (Secretary), Mike Smith (Treasurer), Kim Horne, Barry Textor, Ken McCrackan (Committee Members) **Training Manager:** Allan Waugh **Assets:** Eric Goddard **Newsletter Editor:** Eric Goddard

**Manning Senior Citizens Centre:** Glenn Rogers 9450 6273

## Mens Saturday Sessions

The Saturday morning sessions for Men are expected to be regularly reviewed to determine if there is sufficient interest from Shed Members to restart them. The Saturday sessions for Women have waiting lists so they will continue.

If you are interested in coming to the shed regularly on a Saturday morning please contact the Shed Manager Kim Horne or email us (email address below)

## Changes to Shed Operations

A number of changes are being introduced to Shed operations and will commence from Monday 13th February 2023:

### 1. Women's Days.

The Shed has a substantial waiting list of women who wish to attend the Shed training programme and has decided to introduce a second session.

The existing morning session on the 2nd and 4th Saturday of the month will continue and a new morning session will be introduced on the 1st and 3rd Thursday of the month. In both cases the session will be from 8.30am to 1.00pm.

### 2. Shed Project Only Days

Shed projects play an important part in raising funds for Shed operations and this aspect of our operations needs to have more emphasis. It has therefore been decided that specific sessions during the week will be introduced for work on Shed projects only.

The Monday morning session from 8.30am to 1.00pm and the Wednesday afternoon session from 1.00pm to 4.00pm will be for Shed project work only. All other sessions are as per normal.

### 3. No Financial Gain from Work in the Shed

The Shed Committee has ruled that, as per the provisions of our constitution, no member can make or have a financial gain from any work done in the shed.

## St Pius Primary School Fete

We have been invited to have a stand at the St Pius Primary School fete on Sunday the 2nd April between 9.00am and 3.00pm. Shed Treasurer, Mike Smith, has taken on the role of organising our attendance.

As there will be mainly younger parents, and maybe grandparents, attending we are calling for items which will appeal to that demographic. Cutting boards, cheese boards and knives, toys, nameplates, boxes, bird feeders, picnic tables and bowls spring to mind.

There may well be other items that Members may wish to make

Anyone who has, or who can make, some items for sale are requested to contact Mike or Kim Horne, so that we can coordinate our offerings !

We also need at least five people to look after the stand on the day. Volunteers will be greatly appreciated. This is a good opportunity to raise money for the shed and raise our profile within the Manning community.

If you can help out please contact Mike or put your name onto the registration sheet on the Crib Room Table.

## Grant From Men's Sheds of WA

At the end of 2022 the Shed submitted an application to the Men's Sheds of WA for a small grant. We have recently received advice that we were successful in receiving a grant of \$ 2,727.00 Ex GST for professional training and keycard technology.

## February 2022 End of Month BBQ

The February 2022 End of Month BBQ Meeting will be held on Friday 24th February 2023 commencing at 1.00pm. John Collins AOM is an invited Guest. John chaired the committee that planned the establishment of the Shed

## Blake D'Souza Visits the Shed

Councillor Blake D'Souza, who is the one of the Councillors for the Manning Ward and is also Deputy Mayor for the City of South Perth, visited the Shed on Wednesday 8th February 2023.



Graham Rennie (left) introducing Blake D'Souza to members

Blake was hosted by Shed Committee Chairman, Graham Rennie and joined us for the morning tea break. Some discussion took place regarding the future of the Shed and Graham showed Blake around the Shed.

## **Projects**

### **George Gets Pushy**

Last month we showed George Szczepanik making some pusher sticks. He, helped by Zac, has made a few more. They will be put up for sale on our stall at the St Pius Primary School Fete.



George Szczepanik and Zac with the pusher sticks

### **Chair Repairs**

Like tables, chairs seem to be a never ending item needing repairs and refurbishment. There are a substantial number of chairs stored in the Shed awaiting work to start. A couple of chairs were recently completed and have now left the Shed.

Martin Lawton is always in the thick of the refurbishment activities and he recently completed work on a nice looking Windsor armchair.



The Windsor Chair refurbished by Martin Lawton and testing by Eric Goddard!

Peter Repton took on the job of fixing up an older captain's style chair. These chairs look something like the chairs used on a boat and have a swivel seat mounted on a central raise/lower sprung mechanism. The central mechanism was fitted with four wooden legs. The raise/lower mechanism was broken and Peter did some welding to fix it and then treated and painted it black. Peter also clean up the seat and legs and varnished and polished them to complete the job



Peter Repton fitting the legs to the Captain's Chair

Work has commenced on the large woven rattan style chair that was donated to the Shed. The seat is upholstered but the sides and back are all double woven rattan (inside and outside layer). The chair was originally woven by hand and to re-weave the complete chair could be a very time consuming job. We are looking at the use of pre-woven rattan with cane set into a groove which can be done much quicker but requires grooves where the chair currently has weaving holes.




The large Woven Rattan Chair (the inside right hand rattan panel has been removed)


This chair has since been found to be unreparable so work is proceeding on another chair.

## Bird Box Bouquets

We have received a card from three of the ladies, Lorraine, Jackie, and Eva who each purchased one of John Paisley's bird feeders showing them in their gardens and expressing their thanks. John was also praised for his excellent work. Jackie also sent a picture showing the barbecue stand that Ken McCrackan made with her barbecue on it.



"Your work is EXCELLENT  
Thank you to you all" Lorraine



"Thank you so much, Blue Wrens  
love it. Eva."



"Thanks very much for the bird feeder + BBQ stand. You did an awesome job" Jackie



The BBQ Stand made by Ken McCrackan

Well done to John and Ken

John is currently making some more bird boxes as they are a popular item (he has made 8 so far).



John Paisley brushing up the bird boxes

John also has made his wife a Shoe Cupboard




John Paisley's Wife's Shoe Cupboard

## Allan Circles Around

Shed Member Keith Hayes has an older house and a large wooden arch that had seen better days needed to be replaced. Allan Waugh has undertaken the job of constructing a new arch. The arch is in two quarter round pieces.

Allan used a 7.5mm thin strip to form the backing of the arch and 6mm strips to build up the other layers. The strips were 55mm in depth and about 2.4m long. The shape of the arch was chalked onto the two benches adjacent to the compactus unit. Pine blocks were screwed at intervals along the line of the arch and just about all the clamps in the shed were used to clamp the strips to the blocks to form the arch.



Allan Waugh glueing the strips to form the arch. The old arch can be seen on the far end of the bench

## John and Rob Pull Out The Drawers

John Braithwaite and Rob Craig have been working on the refurbishment of two sets of drawers. A bit of "stripping off (or is it undressing!)" was involved to remove the old finish so that they could be stained black in accordance with the client's wishes.

John undertook the refurbishment of the two chests of drawers taking care to mark the location from which the 6 drawers had been removed.

Rob sanded down the chests and the drawers to remove the old teak like finish and then applied the new darker stain. This involved multiple applications with sanding in between. Rob then used the buffing wheel to shine up and finish the new surface.



The Chests of Drawers with the new dark finish

## John's B and B

John Paisley is not running an accommodation service but has just made some accommodation for Bees. He has made three Bee Hotels to sell at the St Pius Fete stall.



John Paisley's Bee Hotels

## A Hive of Industry

This has nothing to do with bees! A number of Shed Members were busy recently working on Shed projects.

Dave Vicary started working on refurbishing the beechwood babies high chair. Dave has taken the chair apart which in this case was easy as it was bolted together with hidden allen key bolts. He is currently sanding the individual parts to remove the old painted finish.



Dave Vicary sanding the beechwood chair



Wayne, Rob Darcy, and Brett Goodwin

Wayne Mortimore and Rob Darcy are sanding down two childrens chairs and Brett Goodwin was sanding the handle of an axe that was donated to the Shed.

### Allan Brown Sharpens Up Again

Allan Brown has been using his small whetstone to sharpen various tools left for him to do. He also has advised that the old Scheppach whetstone (which he does not use) has a burnt out motor and a cracked wheel. It will be replaced with a new one.



Allan Brown Sharpens up! Old Scheppage Whetstone to go

### Machines and Safety

#### Automated External Defibrillator

The AED in the Kitchen is now back in service with a new battery and new chest pads. They both typically last for about five years. The chest pads are for use once only and must be replaced after use. If they have never been used they must be changed when a new battery is fitted. The machine will give a short beep every minute or so when the battery needs changing and/or when the chest pads have expired.

#### Using the Large Laguna Bandsaw

The large Laguna Bandsaw in the Wood Workshop is for making straight cuts only. It requires at least two people to perform a cutting operation, one of whom must be a gold card member who is authorised to operate the bandsaw. Please do not make any adjustments to blade settings - consult the Shed Manager or a Shed Supervisor if the saw needs attention.

### Message from Dennis Menzies re Tools for East Timor

Many thanks for the recent donations of hand and gardening tools for the above project. Especially to those who went the extra yard and cleaned and sharpened some of the donations. Prior to this collection, 34 individual tool kits were cleaned, assembled by some members of the Como Rotary Club, and packed in wine cartons for distribution to poor Timorese subsistence farmers.

The kits have been packed in the container which is now full and awaiting despatch to Timor Leste. The Container is located at the Carson Street Special Needs Primary School.


Due to limited storage space at the Container site I have been requested to hold delivery of the tools until March when the next empty Container is due to arrive, but I am still happy to receive donations.

### Shoichi Doing the Jig with Feathers

Shoichi Nakanishi has not taken up a new form of Irish dancing but has made some jigs and featherboards to be used on the various saws in the Shed.

For the Large Laguna Bandsaw in the Wood Workshop Shoichi has made a feather board. The feathers were made from grey plastic using the 3D printer and fitted to a plywood plate, made on the CNC Router, which can be clamped to the bandsaw table. He has also made a second feather board for the bandsaw. This one has red plastic feathers and has clamping bolts which fit into the clamping slot on the bandsaw table.

Shoichi has also made a blade alignment jig which is used on the panel saw to align the marked cutting line on the workpiece with the edge of the blade. It is a simple piece of plywood with a strip of plywood attached which fits into the clamping slot on the panel saw moving table. An arrow indicates where the saw blade will cut.



Shoichi Nakanishi's Jig and Featherboards  
Top left is the blade alignment board for the panel saw  
Right and bottom left are the two featherboards for the bandsaw

Shoichi has made a longer version of the red featherboard mentioned above. It will fit into the clamping slot on the panel saw.

If the featherboard is rotated by 180 deg the flat edge can be used to provide an additional fence on the saw moving table. Used in conjunction with the Fence on the fixed part of the panel saw table it enables strips to be cut off boards that are too long to cut using the moving table. As the part of the board being cut that is on the fixed part of the panel saw table is not being supported Shoichi's fence keeps the board in place as the cut is being made. A pusher stick must be used on the moving table side of the blade to push the board through.



Shoichi Nakanishi's Featherboard for the Panel Saw

Use of these featherboards and jigs is included in the training sessions for the saws.

Thanks Shoichi.

### **Southcare - Handy Helper needed!**

If your caring hands are ready to help people and support the local community, we would love to hear from you!

This volunteer position is very much "all hands on deck". As our valued Handy Helper, you will use your caring hands to provide support across the entire Southcare business for approximately 10 hours per week. You will primarily be based at our Manning offices with some travel around the City of South Perth. Duties include:

- collecting donated bread from Brot Bakery on Welwyn Ave
- delivering newspapers and mail within the office
- event set up and pack down
- ongoing maintenance and gardening at Southcare offices

If you are COVID-19 vaccinated, have a willingness to make a difference in our community and values that reflect Southcare's purpose of being a proactive carer, contributor and connector, please apply! [HR@southcare.org.au](mailto:HR@southcare.org.au) or 9450 6233.

### **For Sale**

#### **Hi Fi Sound System**

A donated Hi Fi Sound System is available for sale from the Shed. The system consists of the following:

ROTEL RT 332 AM/FM Tuner  
KENWOOD KA 200A Solid State Stereo Amplifier  
KENWOOD KX 58CW Stereo Double Cassette Deck  
GARRARD SP25 MkIV Turntable  
2 off KENWOOD KL 2090 Speakers  
SONY D-NE 800 Walkman CD Player  
NINTENDO RVL-001(AUS) WII CD Player

If you are interested in purchasing one or all of these items please contact the Shed Office.

### **Manning Mens Shed Coming Events**

Date	Day	Time	Event
24 Feb 2023	Friday	1.00pm	End of Month BBQ
31 Mar 2023	Friday	1.00pm	End of Month BBQ
02 Apr 2023	Sunday	9.00am	Shed Stall at the St Pius Primary School Fete - 3.00pm finish

### **Manning Senior Citizens Centre Coming Events**

Date	Day	Time	Event
01 Mar 2023	Wednesday	12.00pm	Luncheon followed by Bingo at 1.00pm
09 Mar 2023	Thursday	TBA	Bus Trip
15 Mar 2023	Wednesday	12.00pm	Luncheon followed by Free Movie
05 Apr 2023	Wednesday	12.00pm	Easter Celebration Lunch with Entertainment \$25.00
12 Apr 2023	Wednesday	12.00pm	Luncheon with Guest Speaker
19 Apr 2023	Wednesday	12.00pm	Luncheon followed by Free Movie
20 Apr 2023	Thursday	TBA	Bus Trip